

To CYO Coaches and Athletic Directors

From The CYO Office

Re: Student Athlete Concussion & Cardiac Arrest

Attached please find important information regarding Senate Enrolled Act 234 on Student Athlete Concussions and Cardiac Arrest. The updated state law went into effect July 1, 2016 and applies to all public and non-public schools.

The attachment includes information which must be read by parents and student athletes along with acknowledgement forms that must be signed by parents and student athletes on your teams. These signed forms must be given to the head coach of each team who will then give them to the parish athletic director. The forms will be kept on file at the school along with the current physical form.

Coaches, you can either forward the attached information to your team parents or you can make hard copies of the information and pass it out at a team meeting. Please be sure you stress with your team parents that they must read the information, sign their form along with their child and return the form to you immediately. No child may participate until the signed form has been given to you. You must then give the forms to your athletic director.

Thank you for your attention to this important information on concussions and cardiac arrest.

The link to this important information may also be found on the CYO Website under the Athletics link. Just scroll down to Concussion Education and Initiative Policy and the link will be listed on the page.

Dear CYO Parents:

The Indiana legislature recently passed an updated Student Athlete Concussion Law information which affects all parent and student athletes participating in CYO athletic programs.

Senate Enrolled Act 234 which includes concussions and sudden cardiac arrest went into effect July 1, 2016. The law requires all parents and student athletes to read information sheets on concussions and sudden cardiac arrest. Then both the parents and student athletes must sign the form acknowledging that they have read and understand the nature and risk of concussions and sudden cardiac arrest.

Included in this informational packet you will find the following:

- 1.) A concussion information sheet for parents
- 2.) A concussion information sheet for athletes
- 3.) A fact sheet on sudden cardiac arrest for parents
- 4.) A fact sheet for sudden cardiac arrest for athletes
- 5.) An acknowledgement form for parents and athletes

Parents, you and your child must read the specific information sheets and both you and your child must sign the acknowledgement form. After doing this you must give the form to your child's coach who in turn will give it to the parish athletic director. The signed form must be kept on file at the school or parish office. Signed forms must be given to the coach before the student athlete can participate in team activities.

The CYO Office

The link to this important information may also be found on the CYO Website under the Athletics link. Just scroll down to Concussion Education and Initiative Policy and the link will be listed on the page.

CONCUSSION Information Sheet



This sheet has information to help protect your children or teens from concussion or other serious brain injury. Use this information at your children's or teens' games and practices to learn how to spot a concussion and what to do if a concussion occurs.

What Is a Concussion?

A concussion is a type of traumatic brain injury—or TBI—caused by a bump, blow, or jolt to the head or by a hit to the body that causes the head and brain to move quickly back and forth. This fast movement can cause the brain to bounce around or twist in the skull, creating chemical changes in the brain and sometimes stretching and damaging the brain cells.

How Can I Help Keep My Children or Teens Safe?

Sports are a great way for children and teens to stay healthy and can help them do well in school. To help lower your children's or teens' chances of getting a concussion or other serious brain injury, you should:

- Help create a culture of safety for the team.
 - › Work with their coach to teach ways to lower the chances of getting a concussion.
 - › Talk with your children or teens about concussion and ask if they have concerns about reporting a concussion. Talk with them about their concerns; emphasize the importance of reporting concussions and taking time to recover from one.
 - › Ensure that they follow their coach's rules for safety and the rules of the sport.
 - › Tell your children or teens that you expect them to practice good sportsmanship at all times.
- When appropriate for the sport or activity, teach your children or teens that they must wear a helmet to lower the chances of the most serious types of brain or head injury. However, there is no "concussion-proof" helmet. So, even with a helmet, it is important for children and teens to avoid hits to the head.



Plan ahead. What do you want your child or teen to know about concussion?

How Can I Spot a Possible Concussion?

Children and teens who show or report one or more of the signs and symptoms listed below—or simply say they just "don't feel right" after a bump, blow, or jolt to the head or body—may have a concussion or other serious brain injury.

Signs Observed by Parents or Coaches

- Appears dazed or stunned.
- Forgets an instruction, is confused about an assignment or position, or is unsure of the game, score, or opponent.
- Moves clumsily.
- Answers questions slowly.
- Loses consciousness (*even briefly*).
- Shows mood, behavior, or personality changes.
- Can't recall events *prior to or after* a hit or fall.

Symptoms Reported by Children and Teens

- Headache or "pressure" in head.
- Nausea or vomiting.
- Balance problems or dizziness, or double or blurry vision.
- Bothered by light or noise.
- Feeling sluggish, hazy, foggy, or groggy.
- Confusion, or concentration or memory problems.
- Just not "feeling right," or "feeling down."

Talk with your children and teens about concussion. Tell them to report their concussion symptoms to you and their coach right away. Some children and teens think concussions aren't serious or worry that if they report a concussion they will lose their position on the team or look weak. Be sure to remind them that *it's better to miss one game than the whole season.*

To learn more, go to www.cdc.gov/HEADSUP



Centers for Disease
Control and Prevention
National Center for Injury
Prevention and Control

Concussions affect each child and teen differently. While most children and teens with a concussion feel better within a couple of weeks, some will have symptoms for months or longer. Talk with your children's or teens' health care provider if their concussion symptoms do not go away or if they get worse after they return to their regular activities.



What Are Some More Serious Danger Signs to Look Out For?

In rare cases, a dangerous collection of blood (hematoma) may form on the brain after a bump, blow, or jolt to the head or body and can squeeze the brain against the skull. Call 9-1-1 or take your child or teen to the emergency department right away if, after a bump, blow, or jolt to the head or body, he or she has one or more of these danger signs:

- One pupil larger than the other.
- Drowsiness or inability to wake up.
- A headache that gets worse and does not go away.
- Slurred speech, weakness, numbness, or decreased coordination.
- Repeated vomiting or nausea, convulsions or seizures (shaking or twitching).
- Unusual behavior, increased confusion, restlessness, or agitation.
- Loss of consciousness (passed out/knocked out). Even a brief loss of consciousness should be taken seriously.

Children and teens who continue to play while having concussion symptoms or who return to play too soon—while the brain is still healing—have a greater chance of getting another concussion. A repeat concussion that occurs while the brain is still healing from the first injury can be very serious and can affect a child or teen for a lifetime. It can even be fatal.

Revised 5/2015

Discuss the risks of concussion and other serious brain injury with your child or teen and have each person sign below.

Detach the section below and keep this information sheet to use at your children's or teens' games and practices to help protect them from concussion or other serious brain injury.

I learned about concussion and talked with my parent or coach about what to do if I have a concussion or other serious brain injury.

Athlete Name Printed: _____ Date: _____

Athlete Signature: _____

I have read this fact sheet for parents on concussion with my child or teen and talked about what to do if they have a concussion or other serious brain injury.

Parent or Legal Guardian Name Printed: _____ Date: _____

Parent or Legal Guardian Signature: _____

What Should I Do If My Child or Teen Has a Possible Concussion?

As a parent, if you think your child or teen may have a concussion, you should:

1. Remove your child or teen from play.
2. Keep your child or teen out of play the day of the injury. Your child or teen should be seen by a health care provider and only return to play with permission from a health care provider who is experienced in evaluating for concussion.
3. Ask your child's or teen's health care provider for written instructions on helping your child or teen return to school. You can give the instructions to your child's or teen's school nurse and teacher(s) and return-to-play instructions to the coach and/or athletic trainer.


Do not try to judge the severity of the injury yourself. Only a health care provider should assess a child or teen for a possible concussion. Concussion signs and symptoms often show up soon after the injury. But you may not know how serious the concussion is at first, and some symptoms may not show up for hours or days.

The brain needs time to heal after a concussion. A child's or teen's return to school and sports should be a gradual process that is carefully managed and monitored by a health care provider.




To learn more, go to www.cdc.gov/HEADSUP

You can also download the CDC HEADS UP app to get concussion information at your fingertips. Just scan the QR code pictured at left with your smartphone.



FACT SHEET FOR ATHLETES

This sheet has information to help you protect yourself from concussion or other serious brain injury and know what to do if a concussion occurs.



WHAT IS A CONCUSSION?

A concussion is a brain injury that affects how your brain works. It can happen when your brain gets bounced around in your skull after a fall or hit to the head.

WHAT SHOULD I DO IF I THINK I HAVE A CONCUSSION?

REPORT IT.

Tell your coach and parent if you think you or one of your teammates may have a concussion. You won't play your best if you are not feeling well, and playing with a concussion is dangerous. Encourage your teammates to also report their symptoms.

GET CHECKED OUT BY A DOCTOR.

If you think you have a concussion, do not return to play on the day of the injury. Only a doctor or other health care provider can tell if you have a concussion and when it's OK to return to school and play.

GIVE YOUR BRAIN TIME TO HEAL.

Most athletes with a concussion get better within a couple of weeks. For some, a concussion can make everyday activities, such as going to school, harder. You may need extra help getting back to your normal activities. Be sure to update your parents and doctor about how you are feeling.

HOW CAN I TELL IF I HAVE A CONCUSSION?

You may have a concussion if you have any of these symptoms after a bump, blow, or jolt to the head or body:

- Get a headache
- Feel dizzy, sluggish, or foggy
- Are bothered by light or noise
- Have double or blurry vision
- Vomit or feel sick to your stomach
- Have trouble focusing or problems remembering
- Feel more emotional or "down"
- Feel confused
- Have problems with sleep

A concussion feels different to each person, so it's important to tell your parents and doctor how you feel. You might notice concussion symptoms right away, but sometimes it takes hours or days until you notice that something isn't right.

HOW CAN I HELP MY TEAM?

PROTECT YOUR BRAIN.

All your teammates should avoid hits to the head and follow the rules for safe play to lower chances of getting a concussion.

BE A TEAM PLAYER.

If one of your teammates has a concussion, tell them that they're an important part of the team, and they should take the time they need to get better.

GOOD TEAMMATES KNOW:

"IT'S BETTER TO MISS ONE GAME THAN THE WHOLE SEASON."

The information provided in this document or through linkages to other sites is not a substitute for medical or professional care. Questions about diagnosis and treatment for concussion should be directed to a physician or other health care provider.


TO LEARN MORE GO TO

>> www.cdc.gov/HEADSUP

JOIN THE CONVERSATION AT

↳ www.facebook.com/CDCHEADSUP

Content Source: CDC's HEADS UP campaign. Customizable HEADS UP fact sheets were made possible through a grant to the CDC Foundation from the National Operating Committee on Standards for Athletic Equipment (NOCSAE).



[INSERT YOUR LOGO]

SUDDEN CARDIAC ARREST

A Fact Sheet for Student Athletes

FACTS

Sudden cardiac arrest can occur even in athletes who are in peak shape. Approximately 500 deaths are attributed to sudden cardiac arrest in athletes each year in the United States. Sudden cardiac arrest can affect all levels of athletes, in all sports, and in all age levels. The majority of cardiac arrests are due to congenital (inherited) heart defects. However, sudden cardiac arrest can also occur after a person experiences an illness which has caused an inflammation to the heart or after a direct blow to the chest. Once a cardiac arrest occurs, there is very little time to save the athlete, so identifying those at risk before the arrest occurs is a key factor in prevention.

WARNING SIGNS

There may not be any noticeable symptoms before a person experiences loss of consciousness and a full cardiac arrest (no pulse and no breathing).

Warning signs can include a complaint of:

- Chest Discomfort
- Unusual Shortness of Breath
- Racing or Irregular Heartbeat
- Fainting or Passing Out

EMERGENCY SIGNS – Call EMS (911)

If a person experiences any of the following signs, call EMS (911) immediately:

- *If an athlete collapses suddenly during competition*
- *If a blow to the chest from a ball, puck or another player precedes an athlete's complaints of any of the warning signs of sudden cardiac arrest*
- *If an athlete does not look or feel right and you are just not sure*

How can I help prevent a sudden cardiac arrest?

Daily physical activity, proper nutrition, and adequate sleep are all important aspects of life-long health. Additionally, you can assist by:

- Knowing if you have a family history of sudden cardiac arrest (onset of heart disease in a family member before the age of 50 or a sudden, unexplained death at an early age)
- Telling your health care provider during your pre-season physical about any unusual symptoms of chest discomfort, shortness of breath, racing or irregular heartbeat, or feeling faint, especially if you feel these symptoms with physical activity
- Taking only prescription drugs that are prescribed to you by your health care provider
- Being aware that the inappropriate use of prescription medications or energy drinks can increase your risk
- Being honest and reporting symptoms of chest discomfort, unusual shortness of breath, racing or irregular heartbeat, or feeling faint

What should I do if I think I am developing warning signs that may lead to sudden cardiac arrest?

1. *Tell an adult – your parent or guardian, your coach, your athletic trainer or your school nurse*
2. *Get checked out by your health care provider*
3. *Take care of your heart*
4. *Remember that the most dangerous thing you can do is to do nothing*

SUDDEN CARDIAC ARREST

A Fact Sheet for Parents

FACTS

Sudden cardiac arrest is a rare, but tragic event that claims the lives of approximately 500 athletes each year in the United States. Sudden cardiac arrest can affect all levels of athletes, in all sports, and in all age levels. The majority of cardiac arrests are due to congenital (inherited) heart defects. However, sudden cardiac arrest can also occur after a person experiences an illness which has caused an inflammation to the heart or after a direct blow to the chest.

WARNING SIGNS

There may not be any noticeable symptoms before a person experiences loss of consciousness and a full cardiac arrest (no pulse and no breathing).

Warning signs can include a complaint of:

- Chest Discomfort
- Unusual Shortness of Breath
- Racing or Irregular Heartbeat
- Fainting or Passing Out

EMERGENCY SIGNS – Call EMS (911)

If a person experiences any of the following signs, call EMS (911) immediately:

- *If an athlete collapses suddenly during competition*
- *If a blow to the chest from a ball, puck or another player precedes an athlete's complaints of any of the warning signs of sudden cardiac arrest*
- *If an athlete does not look or feel right and you are just not sure*

How can I help my child prevent a sudden cardiac arrest?

Daily physical activity, proper nutrition, and adequate sleep are all important aspects of life-long health. Additionally, parents can assist student athletes prevent a sudden cardiac arrest by:

- Ensuring your child knows about any family history of sudden cardiac arrest (onset of heart disease in a family member before the age of 50 or a sudden, unexplained death at an early age)
- Ensuring your child has a thorough pre-season screening exam prior to participation in an organized athletic activity
- Asking if your school and the site of competition has an automatic defibrillator (AED) that is close by and properly maintained
- Learning CPR yourself
- Ensuring your child is not using any non-prescribed stimulants or performance enhancing drugs
- Being aware that the inappropriate use of prescription medications or energy drinks can increase risk
- Encouraging your child to be honest and report symptoms of chest discomfort, unusual shortness of breath, racing or irregular heartbeat, or feeling faint

What should I do if I think my child has warning signs that may lead to sudden cardiac arrest?

1. *Tell your child's coach about any previous events or family history*
2. *Keep your child out of play*
3. *Seek medical attention right away*

CONCUSSION and SUDDEN CARDIAC ARREST
ACKNOWLEDGEMENT AND SIGNATURE FORM FOR PARENTS AND STUDENT ATHLETES

Student Athlete's Name (Please Print): _____

Sport Participating In (Current and Potential): _____

School: _____ Grade: _____

IC 20-34-7 and IC 20-34-8 require schools to distribute information sheets to inform and educate student athletes and their parents on the nature and risk of concussion, head injury and sudden cardiac arrest to student athletes, including the risks of continuing to play after concussion or head injury. These laws require that each year, before beginning practice for an interscholastic sport, a student athlete and the student athlete's parents must be given an information sheet, and both must sign and return a form acknowledging receipt of the information to the student athlete's coach.

IC 20-34-7 states that an interscholastic student athlete, in grades 5-12, who is suspected of sustaining a concussion or head injury in a practice or game, shall be removed from play at the time of injury and may not return to play until the student athlete has received a written clearance from a licensed health care provider trained in the evaluation and management of concussions and head injuries, and at least twenty-four hours have passed since the injury occurred.

IC 20-34-8 states that a student athlete who is suspected of experiencing symptoms of sudden cardiac arrest shall be removed from play and may not return to play until the coach has received verbal permission from a parent or legal guardian for the student athlete to return to play. Within twenty-four hours, this verbal permission must be replaced by a written statement from the parent or guardian.

Parent/Guardian - please read the attached fact sheets regarding concussion and sudden cardiac arrest and ensure that your student athlete has also received and read these fact sheets. After reading these fact sheets, please ensure that you and your student athlete sign this form, and have your student athlete return this form to his/her coach.

As a student athlete, I have received and read both of the fact sheets regarding concussion and sudden cardiac arrest. I understand the nature and risk of concussion and head injury to student athletes, including the risks of continuing to play after concussion or head injury, and the symptoms of sudden cardiac arrest.

(Signature of Student Athlete)

(Date)

I, as the parent or legal guardian of the above named student, have received and read both of the fact sheets regarding concussion and sudden cardiac arrest. I understand the nature and risk of concussion and head injury to student athletes, including the risks of continuing to play after concussion or head injury, and the symptoms of sudden cardiac arrest.

(Signature of Parent or Guardian)

(Date)